

TELETYPE MODEL 28 PAGE PRINTER

A new concept in Data Communications



TELETYPE
model 28
THE LEADERSHIP LINE

TELETYPE

model

28

THE
LEADERSHIP
LINE

FEATHER WEIGHT CARRIAGE

Dependable carriage return at 100 words per minute—at any angle—with only one carriage return and one line feed signal.

TYPE BOX PRINTING

Type box instantly removable, without tools, for cleaning or changing type.

BUILT-IN STUNT BOX

Revolutionary . . . offers unlimited variety of signaling, switching, and control operations with minimum investment, low maintenance.

SELECTOR

Simple pulling magnet selector . . . high speed, low current.

ALL METAL CLUTCHES

No idling load . . . require lubrication only once a year.

SIGNAL GENERATOR

Single contact design . . . polar or neutral signals.

NEW FEATURES

Back space and reverse line feed are examples of the many features available.

CONTROLS

All at front, all by keyboard button, for operator's convenience.

POWER KEYBOARD

Light and uniform key touch.



TO REMOVE LABEL:
RELEASE MOUNTING SCREW
AND TURN PLASTIC MOUNTING
SCREW.
REMOVE A DOUBLE SHEET OF
WRITING CARTRIDGE AND A SHEET
OF BLACK PAPER.
TYPE OR PRINT CARTRIDGE ON
WRITING CARTRIDGE ALIGNED
WITH THE BLACK BAND ON
KEYBOARD. DO THIS FOR
REVERSE INFORMATION.
REMOVE INFORMATION FROM
KEYBOARD.

TO REMOVE LABEL:
REMOVE MOUNTING SCREW
AND TURN PLASTIC MOUNTING
SCREW.
REMOVE A DOUBLE SHEET OF
WRITING CARTRIDGE AND A SHEET
OF BLACK PAPER.
TYPE OR PRINT CARTRIDGE ON
WRITING CARTRIDGE ALIGNED
WITH THE BLACK BAND ON
KEYBOARD. DO THIS FOR
REVERSE INFORMATION.
REMOVE INFORMATION FROM
KEYBOARD.

TELETYPE 28 PRINTER

New

The Teletype Model 28 Printer is a completely new instrument. It represents a giant stride forward in record communications equipment—it is *years* ahead.

Fast

Speed is built-in—with harmonic motions . . . with lightness and simplicity of parts. The Teletype 28 Printer actually operates with greater ease at 100 words per minute than conventional machines at slow speeds. However, it will not lose efficiency at lower speed and can be adapted for use with older model equipment by a simple gear change.

Quiet

The printer is small in size, light in weight, and extremely quiet in operation.

Stable

Designed for dependable, round-the-clock service—even under adverse conditions. Operation is not affected by tilting or severe vibration, and the sheet metal construction provides exceptional shock resistance. Thus the printer will operate reliably in mobile applications.

Versatile

Unique Stunt Box multiplies usefulness of the basic telegraph alphabet—providing for built-in selective calling and greatly enlarging capacity of printer for features and remote controls. “Building-block” design principle makes it possible to customize printer to meet individual needs.


Attention Free

Speed for speed, this printer will cut customary maintenance to *one-fifth*. The metal clutches rarely need oiling, loads are lighter (no load when idling), there is less friction, less heat. Special motors were developed for maximum efficiency. The governor holds its speed setting for at least 3,000 hours. Thus operating costs are lowered, and printers can be installed in locations where frequent servicing is not practical.

The Teletype 28 Printer is one of the units of the new Model 28 Line of Teletype equipment—a Line engineered to meet today's message and data communication problems, and with built-in facilities to solve new problems as they arise. It is an integrated Line, with common mechanisms and parts wherever practicable. Other Model 28 units include tape readers, tape punches, multi-speed reperforator transmitter-distributors, and automatic send-receive sets with page and tape facilities.


The new Line embodies the cumulative know-how of Teletype Corporation's more than fifty years of continuous manufacture of record communications equipment, backed by extensive research.

TYPEBOX PRINTING



THE TYPEBOX
Actual Size

How this new printing principle works: (a) the typebox is moved to bring the selected character to the printing position; (b) the print hammer drives the type pallet against the ribbon and paper. After each stroke the typebox is returned to its unoperated position below the printed line. Shift and unshift are governed by typebox position; the platen remains stationary.




SIZE OF CARRIAGE SHOWN IN RELATION TO CONVENTIONAL "BASKET" CARRIAGE.
THE NEW ASSEMBLY WEIGHS ONLY 1/10TH AS MUCH.


- 1 Featherweight carriage is built for speed. Carriage return is quick, easy, requires no extra signal at 100 words per minute.
- 2 Carriage motion is not affected by nonlevel positions, assuring dependable operation on planes, ships, trucks, etc.
- 3 The new carriage makes possible a smaller, lighter machine; also permits use of resilient stamped framing instead of castings, further reducing machine size.
- 4 Type alignment is built in—eliminates on-the-job aligning.

- 5 Typebox is quickly removable, without tools, for cleaning, etc.
- 6 Typeboxes are interchangeable. Type arrangements can therefore be changed quickly. Gives operating flexibility...facilitates field conversions...eliminates soldering of type pallets.
- 7 Copy is more uniform because the same print hammer blow is applied to all characters. This is especially important in multiple copy work.
- 8 Overscoring and underscoring are eliminated, since each character is mounted on a separate pallet in the typebox.

STRAIGHT RIBBON TRAVEL

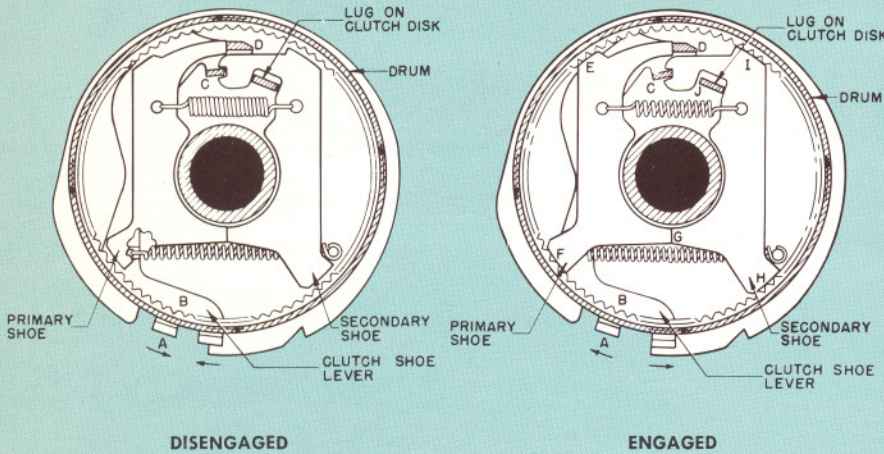
The ribbon spools are mounted at the sides of the machine rather than on the type carriage, providing a straight course for the ribbon travel and reducing the number of guides required. Simplifies ribbon changing, prolongs ribbon life.






HIGH SPEED SELECTOR

New high-speed pulling magnet selector... low current operation... few and simple adjustments. Range setting is quickly obtained by means of a self-locking, direct-reading knob. Driven by dependable, low-maintenance metal clutch.



NEW CLUTCH DESIGN USES INTERNAL EXPANSION PRINCIPLE.

STUNT BOX



A VERSATILE ROBOT

The Stunt Box in effect provides a third "shift" thus making it possible to use the Baudot code combinations over and over. Extending across the full width of the typing unit, the Stunt Box has forty-two code slots. Approximately ten are used for the common functions — line feed, shift, etc. The remainder of the Stunt Box can become a built-in sequential selector — to initiate mechanical motions within the printer or remote operations by means of electrical switches.

Thus a new vista is opened up for adding features without sacrificing printed characters . . . for remote controls of all kinds . . . for station selection without the expense and space requirements of auxiliary equipment.

ALL-STEEL CLUTCHES

Leverage is so arranged that by means of rigid force-multiplying levers a small spring produces pressure so high between steel drive shoes and an enclosing drum that the load is driven without slippage.

The long life clutch operates with exceptional stability and generates high torque capacity capable of handling both positive and negative loads. Its engagement is positive, uniform, and the short engaging time is accurately repeated cycle after cycle.



This advanced clutch design eliminates the wear and constant need for lubrication associated with conventional felt clutches (such problems are, of course, magnified in high speed operation). Since other elements in the machine have also been designed for attention-free operation, the lubrication interval for the entire printer is extended substantially:

60 speed—3,000 hours operation or 1 year	} whichever	
75 speed—2,400 hours operation or 9 mos.		occurs
100 speed—1,500 hours operation or 6 mos.		first




POWER KEYBOARD

The Teletype 28 keyboard has been designed for maximum operator convenience. Power operation of the keyboard provides a light, uniform touch for all keys. Key design is modern, spacing between keys is the same as on standard typewriters. All local (off-line) controls have been brought to the keyboard; even the platen crank has been replaced with a motor-driven feedout under key-button control. Local lock and unlock keys have been added to prevent accidental depression of a keylever while machine is receiving. Space is provided for additional keys for optional local features. The keyboard is completely sealed against dust.



AC/DC GOVERNED MOTOR



SYNCHRONOUS MOTOR


NEW MOTORS

Motors have been specially designed for the Teletype 28, with emphasis on long life and attention-free operation. The synchronous motor has a rugged external relay in place of a starting switch, so the service man will have no need to open the motor. On the governed motor, the newly designed governor will hold its set speed for the life of the motor brushes (about 3,000 hours).

The motors have oversize ball bearings to obviate bearing trouble, and an air circulating system to take heat away rapidly. Both motors operate at 3600 r.p.m., use the same gears. Rubber mounts minimize noise.



SIGNAL GENERATOR

A single contact assembly, mechanically operated by the distributor, replaces the conventional six-contact signal generator. The contact is mounted in a metal box for dust protection and shielding against radio interference. No adjustment is ever required, other than positioning the box itself.



THE CABINET


ELECTRICAL
SERVICE UNIT



The smartly styled cabinet has been designed for operating convenience, noise suppression, and easy access for maintenance and for changing of ribbons and paper. A lamp within the cabinet illuminates the copy; the window above the copy has been set at an angle which minimizes glare. Since all mechanical controls have been brought to the front, cabinets may be placed in rows to conserve floor space.


The cabinet hood swings open and will remain fixed in any position desired. The entire page printer keyboard set is mounted in a cradle so the set can be pivoted forward for access on all sides.

The lower front panel may be used for mounting additional station equipment, as shown in the photograph at the left. Or, if preferred, it can become a servicing tray, as shown in the photograph at the right.




ELECTRICAL SERVICE UNIT

Holds accessories such as line relay, rectifier, fuses, etc. Essentially it is a chassis, and the components are all packaged—for utmost flexibility in making up needed combinations. Interconnections between the various elements in the assembly have been made simple and adaptable, to permit installation of a standard machine under a variety of circuit termination requirements.



SEND-RECEIVE



RECEIVE-ONLY

TELETYPE *28* PRINTER

Dimensions: Height 40½", Width 20½", Depth 18½".

Approximate Weights: Net—typing unit and keyboard, 38 Lbs.; electrical service unit, 7 Lbs.; cabinet, 75 Lbs.; total weight, 120 Lbs. Domestic packed—total weight, 182 Lbs.

Finishes: Available in gray-green wrinkle or other standard finishes.

Power Requirements: Synchronous motor—65 watts at 115 volts A.C., 60 cycles. Series governed motor—95 watts at 115 volts D.C.; 110 watts at 115 volts A.C., 60 cycles.

Table Model: Model 28 Printer is available in a table model. Height 16"; width 20½"; depth, send-receive, 23½", receive-only, 18½".

OPTIONAL FEATURES AND ACCESSORIES

Following are a few examples of the many optional features and accessories available:

Sprocket Feed for Business Forms	Repeat Space
Form Feed-Out	Automatic Carriage Return & Line Feed
Horizontal Tabulator	Busy Line Indicator
Form Supply & Accumulating Shelf	Offset Copyholder
Back Space	Directory Holder
Reverse Line Feed	Remote Motor Control

TELETYPE[®] CORPORATION

SUBSIDIARY OF *Western Electric Company* INC.

CHICAGO AREA

5555 TOUHY AVENUE
SKOKIE, ILLINOIS
PHONES: ORCHARD 6-1000, SKOKIE
CORNELIA 7-6700, CHICAGO
DIRECT DISTANCE DIALING
AREA CODE 312

*TWX: SKOKIE, ILL. 3454
W. U. SERVICE ON PREMISES

WASHINGTON

425 13TH STREET, N.W.
WASHINGTON 4, D. C.
PHONE: METROPOLITAN 8-1016
DIRECT DISTANCE DIALING
AREA CODE 202

*TWX: WA 292

"UNATTENDED SERVICE" AT THESE OFFICES PERMITS RECEIPT OF INCOMING COMMUNICATIONS AFTER OFFICE HOURS.